



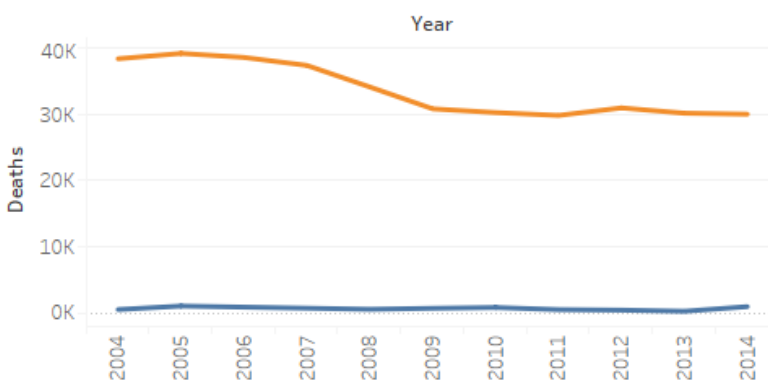
What's Up With That?



The Story Behind Airline Safety

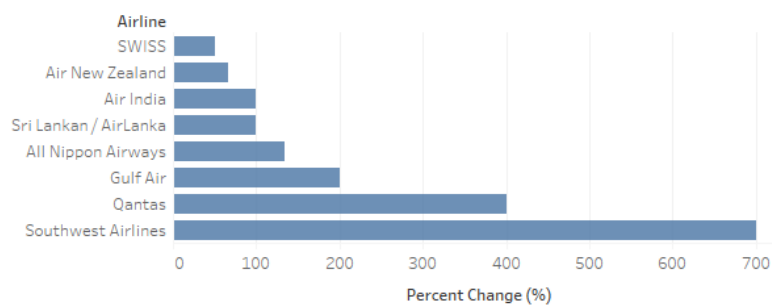
Brandon May

US **Automobile** and **Airline** Fatalities



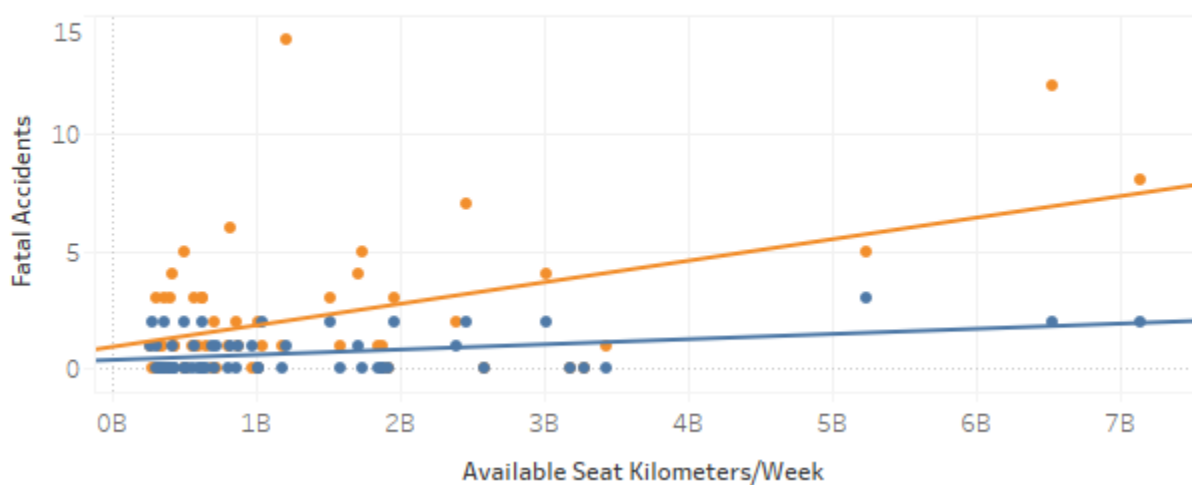
Airline **FATALITIES** are **3%** of annual automobile fatalities.

Airlines With An Increase In Incidents After 2000



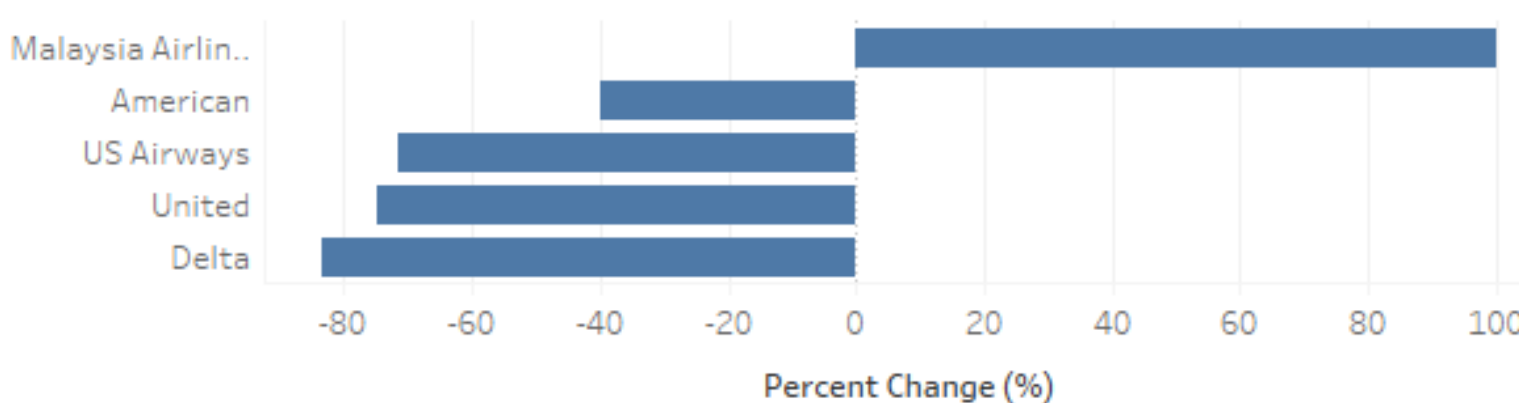
Many airlines with an increase in number of incidents are international with Southwest being the largest percentage increase, **BUT...**

Fatal Accidents and Airline Capacity (**1985-1999**) and (**2000-2014**)



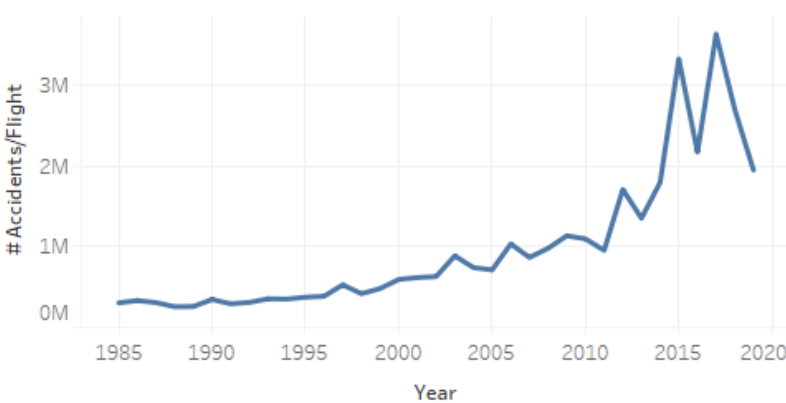
As airline capacity has **↑**, there appear to be **LESS** fatal accidents after 2000 compared to before 2000.

Change in Fatal **Accidents** After 2000



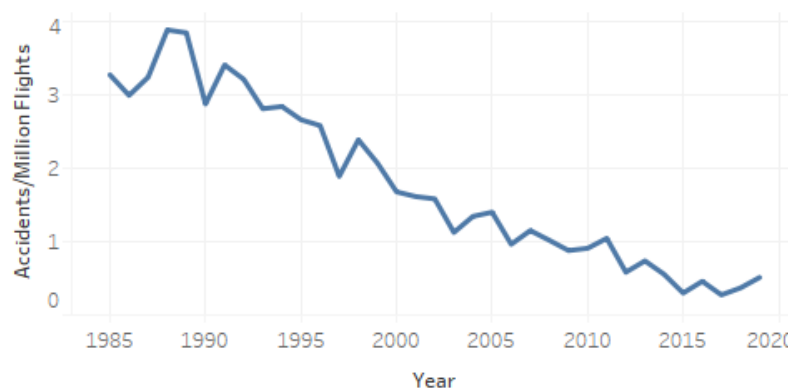
In fact, many US airlines have seen a percentage **DECREASE** in **FATAL** accidents after the year 2000.

Total Worldwide Accidents Per Flight*



The number of **TOTAL** worldwide accidents has **↑**, **BUT...**

Worldwide Fatal Accidents Per Million Flights*



The number of **FATAL** worldwide accidents have **↓**.

*Excluding Suicides, Sabotage, and Hijackings.

BOTTOM LINE:

- The total number of airline incidents has appeared to increase in recent years.
- However, the number of **FATAL** accidents has actually decreased.
- Many US airlines actually have percentage decreases in the number of fatal accidents.
- There are much fatal automobile accidents per year than airline fatalities.
- In general, the airline industry continues to be a relatively **SAFE** way to travel.

Sources:

1. Aviation Safety Network. (2020). Airline Safety. Retrieved July 07, 2020, from <https://aviation-safety.net/airlinesafety/>
2. NHTSA. (2020). National Highway Traffic Safety Administration. Retrieved July 07, 2020, from <https://one.nhtsa.gov/Data>